

Scaled data based on original data using
LM-79-08 Approved Method: Electrical and Photometric Measurements of Solid-
State Lighting Products

Test Report Prepared for
Cooper Lighting Solutions
(formerly Eaton)

Brand: McGRAW-EDISON

Report Number: P594958

Luminaire Tested: **IST-PA1A-735-U-T2U-HSS**

Issue Date: 3/22/2022

Test Information

Test Method: LM-79-08
Report Number: P594958
TEST IS SCALED FROM IESNA LM-79-08 TEST DATA (G1-2201-510-9)
Test Lab: INNOVATION CENTER
Issue Date: 3/22/2022
Manufacturer: COOPER LIGHTING SOLUTIONS (FORMERLY EATON)
Product Line: McGRAW-EDISON
Catalog Number: IST-PA1A-735-U-T2U-HSS
Description: IMPACT ELITE LED TRAPEZOID LUMINAIRE
(1) 70 CRI, 3500K, 350mA LIGHT ENGINE WITH 24 LEDS AND TYPE II U OPTICS
WITH HOUSE SIDE SHIELD
Light Source: -
Ballast/Driver: ELECTRONIC DRIVER

Summary

Lumens per Lamp: N/A
Luminaire Lumens: 2710 lumens
Efficiency: N/A
Efficacy: 94.1 lumens/watt
Luminous Opening: Rectangular (W 0.75' x L: 0.5' x H: 0')
IES Classification: Type II - Short
BUG Rating: B0 - U0 - G1

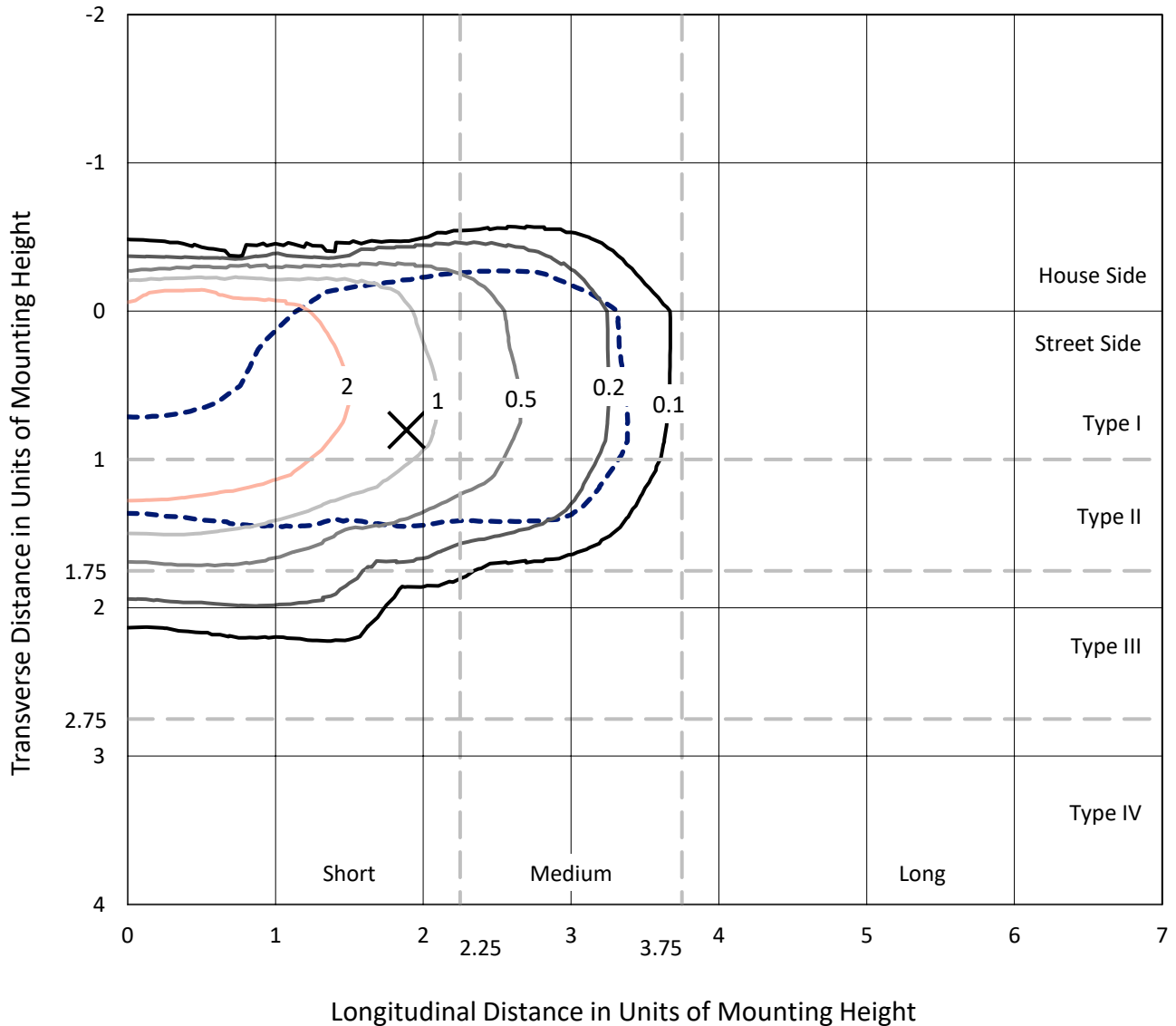
Input Watts (W): 28.8
Input Voltage (V): NR
Input Current (Ain): NR
Voltage Rise (V): NR
Power Factor: NR
Total Harmonic Distortion (THDi): NR
Frequency (hertz): 60
Stabilization Time: NR
Operation Time: NR
Ambient Temperature (°C): NR
Test Distance: 28.75 FT



REPORT NUMBER: P594958
 CATALOG NUMBER: IST-PA1A-735-U-T2U-HSS

Iso-Footcandle Lines of Horizontal Illumination

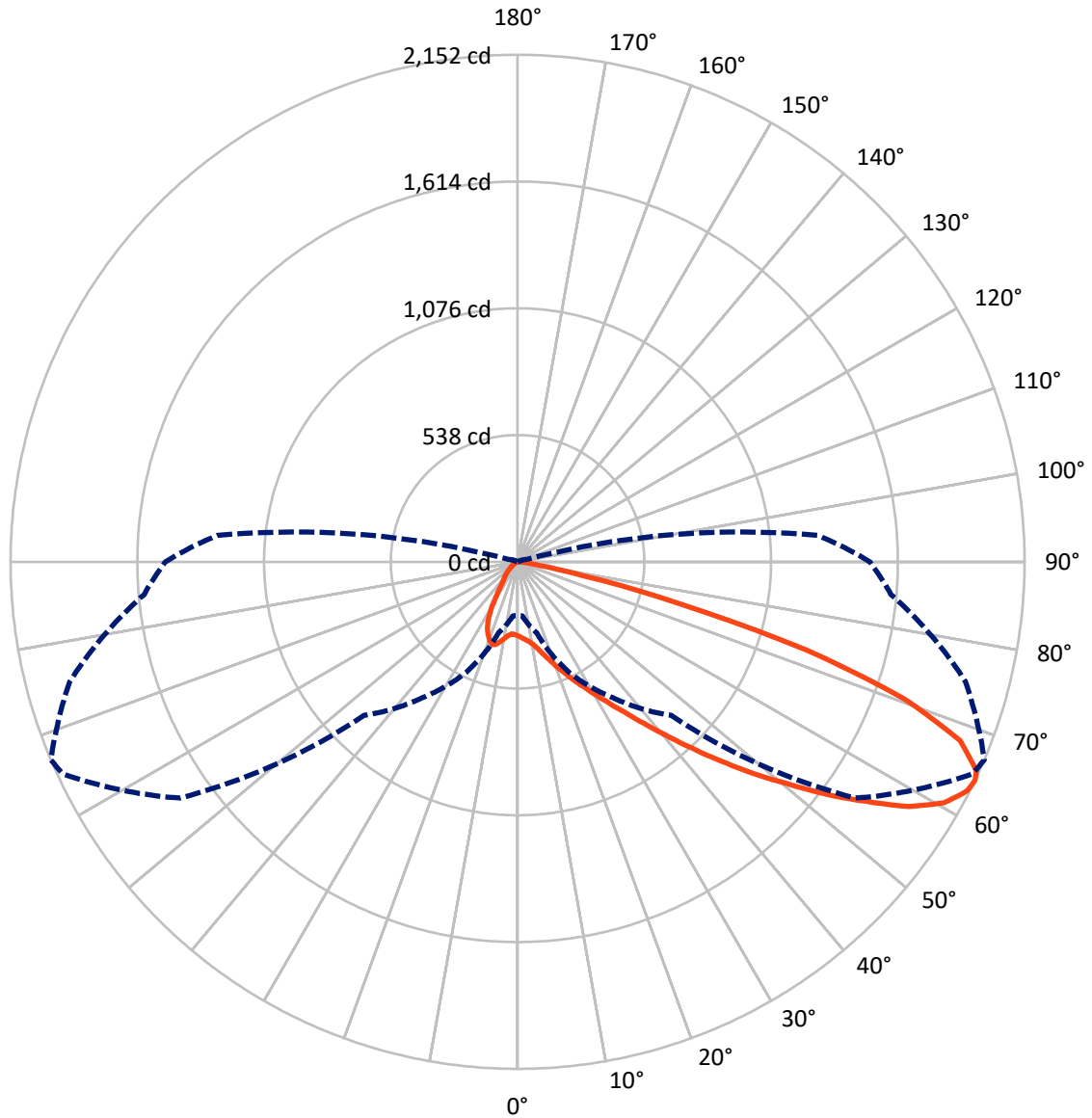
✕ Max cd
 - - - 1/2 Max cd



Based on 12 foot mounting height. Maximum calculated value = 4.2 fc
 Type II - Short - N/A

REPORT NUMBER: P594958
CATALOG NUMBER: IST-PA1A-735-U-T2U-HSS

Luminous Intensity Polar Plot



— Vertical Plane Through 67-Deg Lateral - - - Horizontal Cone Through 64-Deg Vertical

REPORT NUMBER: P594958
 CATALOG NUMBER: IST-PA1A-735-U-T2U-HSS

FLUX DISTRIBUTION:

		Downward	Upward	Total
House Side	Lumens	346.7	0.0	346.7
	% Fixture	12.8	0.0	12.8
Street Side	Lumens	2363.3	0.0	2363.3
	% Fixture	87.2	0.0	87.2
Total	Lumens	2710.0	0.0	2710.0
	% Fixture	100.0	0.0	100.0

Coefficient of Utilization

ZONAL LUMENS:

Zone	Lumens	% Fixture
0°-10°	29.9	1.1
10°-20°	88.2	3.3
20°-30°	160.0	5.9
30°-40°	306.4	11.3
40°-50°	564.8	20.8
50°-60°	729.5	26.9
60°-70°	597.5	22.0
70°-80°	219.6	8.1
80°-90°	14.2	0.5
90°-100°	0.0	0.0
100°-110°	0.0	0.0
110°-120°	0.0	0.0
120°-130°	0.0	0.0
130°-140°	0.0	0.0
140°-150°	0.0	0.0
150°-160°	0.0	0.0
160°-170°	0.0	0.0
170°-180°	0.0	0.0
0°-90°	2710.0	100.0
0°-180°	2710.0	100.0

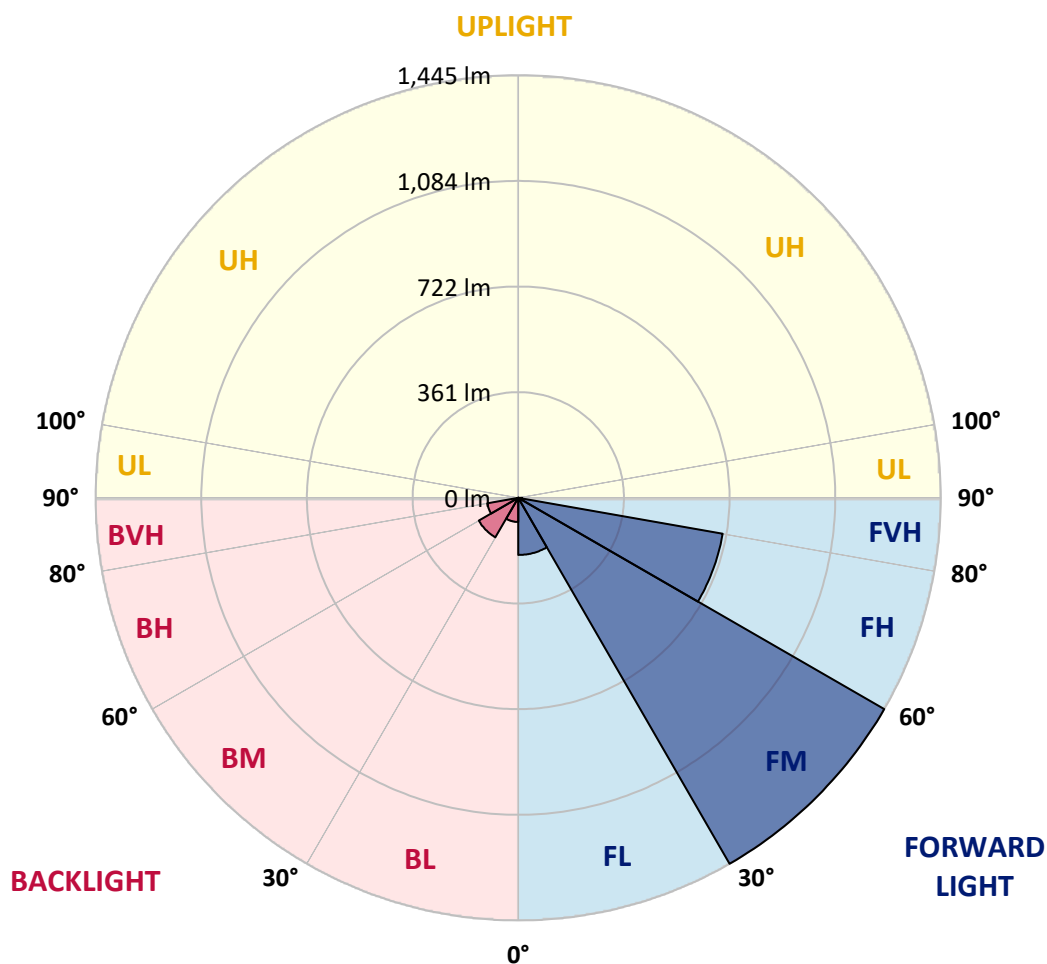


REPORT NUMBER: P594958
 CATALOG NUMBER: IST-PA1A-735-U-T2U-HSS

LUMINAIRE CLASSIFICATION SYSTEM LUMEN TABLE AND BUG RATING:

Zone	Lumens	% Fixture	Zone Rating/Lumen Limit		
			B	U	G
FL (0°-30°)	195.4	7.2			
FM (30°-60°)	1444.8	53.3			
FH (60°-80°)	709.6	26.2			G1/1800
FVH (80°-90°)	13.5	0.5			G1/100
BL (0°-30°)	82.6	3.0	B0/110		
BM (30°-60°)	155.9	5.8	B0/220		
BH (60°-80°)	107.6	4.0	B0/110		G0/110
BVH (80°-90°)	0.6	0.0			G0/10
UL (90°-100°)	0.0	0.0		U0/0	
UH (100°-180°)	0.0	0.0		U0/0	

BUG Rating: B0-U0-G1
 Type II Short





REPORT NUMBER: P594958
 CATALOG NUMBER: IST-PA1A-735-U-T2U-HSS

CANDELA DISTRIBUTION (FULL):

	0°	5°	15°	25°	35°	45°	55°	65°	67°	75°	85°
0°	314.9	314.9	314.9	314.9	314.9	314.9	314.9	314.9	314.9	314.9	314.9
2.5°	326.1	326.1	327.9	327.0	327.0	325.1	322.3	323.3	322.3	321.4	318.6
5°	320.5	321.4	322.3	324.2	327.9	329.8	329.8	330.7	330.7	329.8	326.1
7.5°	317.7	319.5	321.4	323.3	327.9	330.7	335.4	341.0	341.0	341.9	338.2
10°	327.9	329.8	332.6	335.4	340.0	344.7	348.4	354.9	354.9	356.8	355.9
12.5°	349.4	349.4	350.3	352.2	358.7	364.3	370.8	376.4	377.3	378.2	375.4
15°	375.4	375.4	376.4	376.4	380.1	388.5	400.6	406.2	405.3	404.3	398.7
17.5°	405.3	405.3	405.3	406.2	408.1	412.7	426.7	437.9	436.9	436.0	424.8
20°	433.2	435.1	436.9	437.9	439.7	443.5	458.4	471.4	474.2	470.5	450.9
22.5°	464.9	465.8	466.7	469.5	474.2	476.1	491.0	510.5	513.3	508.7	482.6
25°	496.6	498.4	501.2	504.9	509.6	518.9	529.2	555.2	558.0	552.5	517.1
27.5°	566.4	565.5	557.1	550.6	551.5	558.0	572.0	600.0	602.8	597.2	551.5
30°	685.7	674.5	658.7	629.8	601.8	604.6	624.2	651.2	655.9	648.4	589.7
32.5°	855.2	844.1	804.9	741.6	680.1	659.6	684.7	710.8	716.4	708.0	634.4
35°	1020.1	1017.3	980.1	903.7	799.3	742.5	749.0	782.6	784.4	774.2	690.3
37.5°	1224.2	1213.9	1162.7	1077.0	954.0	852.4	833.8	865.5	870.1	858.0	758.3
40°	1359.2	1355.5	1324.8	1264.2	1131.9	1004.3	937.2	968.0	967.0	949.3	836.6
42.5°	1437.5	1439.4	1437.5	1408.6	1333.2	1186.9	1074.2	1076.0	1078.8	1060.2	927.0
45°	1490.6	1490.6	1493.4	1516.7	1487.8	1404.9	1240.9	1199.0	1202.7	1173.8	1021.1
47.5°	1489.7	1495.3	1510.2	1564.2	1603.3	1608.0	1449.6	1342.5	1340.6	1296.8	1117.9
50°	1389.1	1385.3	1446.8	1567.9	1685.3	1775.7	1647.1	1494.3	1478.5	1424.5	1218.6
52.5°	1162.7	1174.8	1277.3	1455.2	1704.9	1889.3	1817.6	1660.2	1639.7	1551.2	1307.1
55°	965.2	978.2	1077.9	1252.1	1598.7	1929.4	1932.2	1836.2	1795.2	1661.1	1398.4
57.5°	724.8	750.0	897.2	1061.1	1365.8	1829.7	1973.2	2004.9	1960.1	1767.3	1472.9
60°	463.0	477.9	642.8	845.0	1106.8	1568.9	1964.8	2102.7	2078.5	1864.2	1535.3
62.5°	302.8	311.2	424.8	636.3	843.1	1182.2	1865.1	2141.8	2141.8	1929.4	1581.9
64°	228.2	230.1	311.2	517.1	703.4	921.4	1747.7	2129.7	2152.0	1968.5	1591.2
65°	180.7	181.7	243.2	429.5	631.6	755.5	1645.2	2103.6	2139.9	1983.4	1596.8
67.5°	126.7	129.5	157.4	247.8	452.8	436.0	1219.5	1980.6	2025.3	1988.1	1589.3
70°	109.9	113.7	132.3	162.1	323.3	253.4	648.4	1688.1	1741.2	1852.1	1479.4
72.5°	83.8	88.5	110.9	136.9	227.3	171.4	250.6	1199.0	1282.8	1431.9	1221.4
75°	60.6	62.4	82.0	111.8	159.3	132.3	108.1	618.6	703.4	845.0	759.3
77.5°	38.2	41.0	55.9	83.8	142.5	100.6	64.3	225.5	284.1	368.0	331.7
80°	22.4	23.3	33.5	57.8	96.0	74.5	41.0	80.1	96.9	136.9	88.5
82.5°	13.0	14.0	21.4	39.1	62.4	57.8	26.1	41.0	45.6	52.2	18.6
85°	4.7	4.7	14.9	23.3	33.5	28.9	14.9	21.4	23.3	28.9	5.6
87.5°	0.9	0.9	7.5	12.1	12.1	4.7	7.5	9.3	11.2	15.8	1.9
90°	0.0	0.0	0.0	0.0	0.0	0.0	0.0	0.0	0.0	0.0	0.0



REPORT NUMBER: P594958
 CATALOG NUMBER: IST-PA1A-735-U-T2U-HSS

CANDELA DISTRIBUTION (continued):

	90°	95°	105°	115°	125°	135°	145°	155°	165°	175°	180°
0°	314.9	314.9	314.9	314.9	314.9	314.9	314.9	314.9	314.9	314.9	314.9
2.5°	317.7	314.9	312.1	308.4	305.6	300.0	297.2	293.5	292.5	290.7	289.7
5°	325.1	320.5	314.0	304.6	299.1	290.7	285.1	279.5	278.6	276.7	275.8
7.5°	335.4	330.7	322.3	312.1	302.8	294.4	287.9	279.5	271.1	264.6	264.6
10°	352.2	346.6	335.4	326.1	314.9	297.2	266.4	238.5	220.8	209.6	205.9
12.5°	372.6	365.2	353.1	341.9	320.5	264.6	217.1	180.7	150.9	136.9	134.2
15°	394.1	387.6	375.4	358.7	294.4	220.8	158.4	102.5	73.6	60.6	62.4
17.5°	417.4	408.1	394.1	360.5	259.0	164.9	84.8	52.2	44.7	42.9	42.9
20°	441.6	429.5	415.5	340.0	213.3	95.0	48.4	39.1	36.3	33.5	34.5
22.5°	467.7	452.8	431.3	309.3	152.8	51.2	37.3	31.7	27.9	27.0	27.0
25°	495.6	474.2	447.2	273.9	88.5	39.1	30.7	25.2	22.4	21.4	20.5
27.5°	525.4	498.4	450.9	227.3	50.3	32.6	24.2	19.6	16.8	15.8	15.8
30°	552.5	522.6	442.5	168.6	38.2	27.0	19.6	14.9	13.0	13.0	13.0
32.5°	588.8	549.7	416.4	105.3	30.7	21.4	14.9	12.1	10.2	10.2	10.2
35°	636.3	589.7	390.4	55.9	25.2	17.7	12.1	9.3	8.4	8.4	8.4
37.5°	701.5	642.8	367.1	35.4	20.5	14.0	9.3	7.5	6.5	6.5	6.5
40°	768.6	706.2	334.5	27.0	16.8	11.2	7.5	5.6	4.7	4.7	5.6
42.5°	852.4	779.8	297.2	23.3	14.0	9.3	5.6	3.7	2.8	3.7	3.7
45°	937.2	857.1	245.0	19.6	12.1	7.5	3.7	1.9	1.9	2.8	2.8
47.5°	1024.8	939.1	190.1	16.8	10.2	5.6	2.8	0.9	0.9	1.9	1.9
50°	1115.2	1020.1	141.6	14.9	8.4	4.7	1.9	0.9	0.0	0.9	0.9
52.5°	1205.5	1098.4	109.9	13.0	7.5	3.7	0.9	0.0	0.0	0.0	0.9
55°	1289.4	1169.2	87.6	11.2	6.5	2.8	0.9	0.0	0.0	0.0	0.0
57.5°	1360.2	1221.4	69.9	10.2	5.6	1.9	0.9	0.0	0.0	0.0	0.0
60°	1427.2	1262.3	54.0	8.4	4.7	1.9	0.9	0.0	0.0	0.0	0.0
62.5°	1474.8	1278.2	43.8	7.5	3.7	1.9	0.0	0.0	0.0	0.0	0.0
64°	1495.3	1280.1	38.2	6.5	3.7	1.9	0.9	0.0	0.0	0.0	0.0
65°	1507.4	1274.5	35.4	6.5	3.7	1.9	0.9	0.0	0.0	0.0	0.0
67.5°	1510.2	1243.7	27.0	5.6	2.8	0.9	0.9	0.0	0.0	0.0	0.0
70°	1428.2	1136.6	19.6	3.7	1.9	0.9	0.0	0.0	0.0	0.0	0.0
72.5°	1193.4	868.3	13.0	2.8	1.9	0.9	0.0	0.0	0.0	0.0	0.0
75°	745.3	375.4	7.5	2.8	0.9	0.9	0.0	0.0	0.0	0.0	0.0
77.5°	308.4	113.7	4.7	1.9	0.9	0.9	0.0	0.0	0.0	0.0	0.0
80°	70.8	27.0	1.9	0.9	0.9	0.9	0.0	0.0	0.0	0.0	0.0
82.5°	16.8	4.7	0.9	0.9	0.9	0.9	0.0	0.0	0.0	0.0	0.0
85°	3.7	0.9	0.9	0.9	0.9	0.0	0.0	0.0	0.0	0.0	0.0
87.5°	1.9	0.9	0.9	0.9	0.9	0.9	0.0	0.0	0.0	0.0	0.0
90°	0.0	0.0	0.0	0.0	0.0	0.0	0.0	0.0	0.0	0.0	0.0

(END OF REPORT)